

Aqueous dispersion PTFE

Gujarat Fluorochemicals Ltd.

Version No: 6.7

Safety Data Sheet (Conforms to Regulation (EU) No 2015/830)

Issue Date: 15/11/2018

Print Date: 15/11/2018

S.REACH.GBR.EN

SECTION 1 IDENTIFICATION OF THE SUBSTANCE / MIXTURE AND OF THE COMPANY / UNDERTAKING

1.1. Product Identifier

Product name	Aqueous dispersion PTFE
Synonyms	INOLUB™ Q920F, INOLUB™ Q930F, INOLUB™ Q790F
Other means of identification	Not Available

1.2. Relevant identified uses of the substance or mixture and uses advised against

Relevant identified uses	Additive for Aqueous media and polymer compounds
Uses advised against	Not Applicable

1.3. Details of the supplier of the safety data sheet

Registered company name	Gujarat Fluorochemicals Ltd.
Address	12/ A Dahej Industrial Estate GIDC India
Telephone	+91-2641-618003
Fax	+91-2641-618012
Website	www.inolub.com
Email	inolub@gfl.co.in

1.4. Emergency telephone number

Association / Organisation	Gujarat Fluorochemicals Ltd.
Emergency telephone numbers	+91-2641-618080-81
Other emergency telephone numbers	Not Available


SECTION 2 HAZARDS IDENTIFICATION

2.1. Classification of the substance or mixture

Considered a hazardous mixture according to Reg. (EC) No 1272/2008 and their amendments. Not classified as Dangerous Goods for transport purposes.

Classification according to regulation (EC) No 1272/2008 [CLP] ^[1]	H315 - Skin Corrosion/Irritation Category 2, H318 - Serious Eye Damage Category 1
Legend:	1. Classified by Chemwatch; 2. Classification drawn from Regulation (EU) No 1272/2008 - Annex VI

2.2. Label elements

Hazard pictogram(s)	
---------------------	---

SIGNAL WORD	DANGER
-------------	--------

Continued...

Hazard statement(s)

H315	Causes skin irritation.
H318	Causes serious eye damage.

Precautionary statement(s) Prevention

P280	Wear protective gloves/protective clothing/eye protection/face protection.
------	--

Precautionary statement(s) Response

P305+P351+P338	IF IN EYES: Rinse cautiously with water for several minutes. Remove contact lenses, if present and easy to do. Continue rinsing.
P310	Immediately call a POISON CENTER/doctor/physician/first aider.
P302+P352	IF ON SKIN: Wash with plenty of water and soap.
P332+P313	If skin irritation occurs: Get medical advice/attention.
P362+P364	Take off contaminated clothing and wash it before reuse.

Precautionary statement(s) Storage

Not Applicable

Precautionary statement(s) Disposal

Not Applicable

2.3. Other hazards

Ingestion may produce health damage*.

Cumulative effects may result following exposure*.

May produce skin discomfort*.

Limited evidence of a carcinogenic effect*.

Repeated exposure potentially causes skin dryness and cracking*.

REACH - Art.57-59: The mixture does not contain Substances of Very High Concern (SVHC) at the SDS print date.

SECTION 3 COMPOSITION / INFORMATION ON INGREDIENTS

3.1. Substances

See 'Composition on ingredients' in Section 3.2

3.2. Mixtures

1.CAS No 2.EC No 3.Index No 4.REACH No	%[weight]	Name	Classification according to regulation (EC) No 1272/2008 [CLP]
1.9002-84-0 2.Not Available 3.Not Available 4.Not Available	55-65	polytetrafluoroethylene	Not Applicable
1.7732-18-5 2.231-791-2 3.Not Available 4.Not Available	35-40	water	Not Applicable
1.60828-78-6 2.Not Available 3.Not Available 4.Not Available	1-10	trimethylnonyl ether ethoxylated	Acute Toxicity (Oral) Category 4, Chronic Aquatic Hazard Category 4, Serious Eye Damage Category 1, Skin Corrosion/Irritation Category 2; H302, H413, H318, H315 ^[1]

Legend:

1. Classified by Chemwatch; 2. Classification drawn from Regulation (EU) No 1272/2008 - Annex VI; 3. Classification drawn from C&L; * EU IOELVs available

SECTION 4 FIRST AID MEASURES

4.1. Description of first aid measures

Aqueous dispersion PTFE

Eye Contact	<p>If this product comes in contact with the eyes:</p> <ul style="list-style-type: none"> ▶ Immediately hold eyelids apart and flush the eye continuously with running water. ▶ Ensure complete irrigation of the eye by keeping eyelids apart and away from eye and moving the eyelids by occasionally lifting the upper and lower lids. ▶ Continue flushing until advised to stop by the Poisons Information Centre or a doctor, or for at least 15 minutes. ▶ Transport to hospital or doctor without delay. ▶ Removal of contact lenses after an eye injury should only be undertaken by skilled personnel.
Skin Contact	<p>If skin contact occurs:</p> <ul style="list-style-type: none"> ▶ Immediately remove all contaminated clothing, including footwear. ▶ Flush skin and hair with running water (and soap if available). <p>Seek medical attention in event of irritation.</p> <p>For thermal burns:</p> <ul style="list-style-type: none"> ▶ Decontaminate area around burn. <p>Consider the use of cold packs and topical antibiotics.</p> <p>For first-degree burns (affecting top layer of skin)</p> <ul style="list-style-type: none"> ▶ Hold burned skin under cool (not cold) running water or immerse in cool water until pain subsides. ▶ Use compresses if running water is not available. ▶ Cover with sterile non-adhesive bandage or clean cloth. ▶ Do not apply butter or ointments; this may cause infection. <p>Give over-the counter pain relievers if pain increases or swelling, redness, fever occur.</p> <p>For second-degree burns (affecting top two layers of skin)</p> <ul style="list-style-type: none"> ▶ Cool the burn by immerse in cold running water for 10-15 minutes. ▶ Use compresses if running water is not available. ▶ Do not apply ice as this may lower body temperature and cause further damage. ▶ Do not break blisters or apply butter or ointments; this may cause infection. <p>Protect burn by cover loosely with sterile, nonstick bandage and secure in place with gauze or tape.</p> <p>To prevent shock: (unless the person has a head, neck, or leg injury, or it would cause discomfort):</p> <ul style="list-style-type: none"> ▶ Lay the person flat. ▶ Elevate feet about 12 inches. ▶ Elevate burn area above heart level, if possible. ▶ Cover the person with coat or blanket. <p>Seek medical assistance.</p> <p>For third-degree burns</p> <p>Seek immediate medical or emergency assistance.</p> <p>In the mean time:</p> <ul style="list-style-type: none"> ▶ Protect burn area cover loosely with sterile, nonstick bandage or, for large areas, a sheet or other material that will not leave lint in wound. ▶ Separate burned toes and fingers with dry, sterile dressings. ▶ Do not soak burn in water or apply ointments or butter; this may cause infection. ▶ To prevent shock see above. ▶ For an airway burn, do not place pillow under the person's head when the person is lying down. This can close the airway. ▶ Have a person with a facial burn sit up. ▶ Check pulse and breathing to monitor for shock until emergency help arrives. <p>In case of burns:</p> <ul style="list-style-type: none"> ▶ Immediately apply cold water to burn either by immersion or wrapping with saturated clean cloth. ▶ Do not remove or cut away clothing over burnt areas. DO NOT pull away clothing which has adhered to the skin as this can cause further injury. ▶ Do not break blister or remove solidified material. ▶ Quickly cover wound with dressing or clean cloth to help prevent infection and to ease pain. ▶ For large burns, sheets, towels or pillow slips are ideal; leave holes for eyes, nose and mouth. ▶ Do not apply ointments, oils, butter, etc. to a burn under any circumstances. ▶ Water may be given in small quantities if the person is conscious. ▶ Alcohol is not to be given under any circumstances. ▶ Reassure. ▶ Treat for shock by keeping the person warm and in a lying position. ▶ Seek medical aid and advise medical personnel in advance of the cause and extent of the injury and the estimated time of arrival of the patient.
Inhalation	<ul style="list-style-type: none"> ▶ If fumes, aerosols or combustion products are inhaled remove from contaminated area. ▶ Other measures are usually unnecessary.
Ingestion	<ul style="list-style-type: none"> ▶ If swallowed do not induce vomiting. ▶ If vomiting occurs, lean patient forward or place on left side (head-down position, if possible) to maintain open airway and prevent aspiration. ▶ Observe the patient carefully. ▶ Never give liquid to a person showing signs of being sleepy or with reduced awareness; i.e. becoming unconscious. ▶ Give water to rinse out mouth, then provide liquid slowly and as much as casualty can comfortably drink. ▶ Seek medical advice.

4.2 Most important symptoms and effects, both acute and delayed

See Section 11

4.3. Indication of any immediate medical attention and special treatment needed

Treat symptomatically.

For polytetrafluoroethylene (PTFE) and other related polyfluorinated polymers:

Pyrolysis products of this material have been known to produce an influenza-like syndrome in man, lasting 24-48 hours.

(ILO)

SECTION 5 FIREFIGHTING MEASURES

5.1. Extinguishing media

- ▶ Do not direct a solid stream of water or foam into burning molten material; this may cause spattering and spread the fire.

The product contains a substantial proportion of water, therefore there are no restrictions on the type of extinguishing media which may be used. Choice of extinguishing media should take into account surrounding areas.

Though the material is non-combustible, evaporation of water from the mixture, caused by the heat of nearby fire, may produce floating layers of combustible substances.

In such an event consider:

- ▶ foam.
- ▶ dry chemical powder.
- ▶ carbon dioxide.

5.2. Special hazards arising from the substrate or mixture

Fire Incompatibility	None known.
----------------------	-------------

5.3. Advice for firefighters

Fire Fighting	<ul style="list-style-type: none"> ▶ Alert Fire Brigade and tell them location and nature of hazard. ▶ Wear breathing apparatus plus protective gloves in the event of a fire. ▶ Prevent, by any means available, spillage from entering drains or water courses. ▶ Use fire fighting procedures suitable for surrounding area. ▶ DO NOT approach containers suspected to be hot. ▶ Cool fire exposed containers with water spray from a protected location. ▶ If safe to do so, remove containers from path of fire. ▶ Equipment should be thoroughly decontaminated after use.
Fire/Explosion Hazard	<p>The emulsion is not combustible under normal conditions. However, it will break down under fire conditions and the hydrocarbon component will burn.</p> <p>Decomposes on heating and produces toxic fumes of:</p> <ul style="list-style-type: none"> , carbon dioxide (CO₂) , hydrogen fluoride (HF) , other pyrolysis products typical of burning organic material. <p>May emit poisonous fumes. May emit corrosive fumes.</p> <p>CARE: Contamination of heated / molten liquid with water may cause violent steam explosion, with scattering of hot contents.</p> <ul style="list-style-type: none"> ▶ Polytetrafluoroethylene (PTFE) and related polyfluorinated polymers does not burn without an external flame. ▶ WARNING: Wear neoprene gloves when handling refuse from fire where polytetrafluoroethylene (PTFE) was present.

SECTION 6 ACCIDENTAL RELEASE MEASURES

6.1. Personal precautions, protective equipment and emergency procedures

See section 8

6.2. Environmental precautions

See section 12

6.3. Methods and material for containment and cleaning up

Minor Spills	<ul style="list-style-type: none"> ▶ Clean up all spills immediately. ▶ Avoid breathing vapours and contact with skin and eyes. ▶ Control personal contact with the substance, by using protective equipment. ▶ Contain and absorb spill with sand, earth, inert material or vermiculite. ▶ Wipe up. ▶ Place in a suitable, labelled container for waste disposal.
--------------	--

Major Spills	<p>Moderate hazard.</p> <ul style="list-style-type: none"> ▶ Clear area of personnel and move upwind. ▶ Alert Fire Brigade and tell them location and nature of hazard. ▶ Wear breathing apparatus plus protective gloves. ▶ Prevent, by any means available, spillage from entering drains or water course. ▶ Stop leak if safe to do so. ▶ Contain spill with sand, earth or vermiculite. ▶ Collect recoverable product into labelled containers for recycling. ▶ Neutralise/decontaminate residue (see Section 13 for specific agent). ▶ Collect solid residues and seal in labelled drums for disposal. ▶ Wash area and prevent runoff into drains. ▶ After clean up operations, decontaminate and launder all protective clothing and equipment before storing and re-using. ▶ If contamination of drains or waterways occurs, advise emergency services.
--------------	--

6.4. Reference to other sections

Personal Protective Equipment advice is contained in Section 8 of the SDS.

SECTION 7 HANDLING AND STORAGE

7.1. Precautions for safe handling

Safe handling	<ul style="list-style-type: none"> ▶ Avoid all personal contact, including inhalation. ▶ Wear protective clothing when risk of exposure occurs. ▶ Use in a well-ventilated area. ▶ Prevent concentration in hollows and sumps. ▶ Do not enter confined spaces until atmosphere has been checked. ▶ Do not allow material to contact humans, exposed food or food utensils. ▶ Avoid contact with incompatible materials. ▶ When handling, do not eat, drink or smoke. ▶ Keep containers securely sealed when not in use. ▶ Avoid physical damage to containers. ▶ Always wash hands with soap and water after handling. ▶ Work clothes should be laundered separately. Launder contaminated clothing before re-use. ▶ Use good occupational work practice. ▶ Observe manufacturer's storage and handling recommendations contained within this SDS. ▶ Atmosphere should be regularly checked against established exposure standards to ensure safe working conditions are maintained. ▶ Do not allow clothing wet with material to stay in contact with skin
Fire and explosion protection	See section 5
Other information	

7.2. Conditions for safe storage, including any incompatibilities

Suitable container	<ul style="list-style-type: none"> ▶ Polyethylene or polypropylene container. ▶ Packing as recommended by manufacturer. ▶ Check all containers are clearly labelled and free from leaks.
Storage incompatibility	<p>For saturated perfluorocarbons:</p> <ul style="list-style-type: none"> ▶ Standard oxidation-reduction potentials do not apply to PFCs. The materials are unaffected by electrochemical reactions and do not dissociate in aqueous media. ▶ They are essentially already fully oxidised and are unaffected by standard oxidizing agents such as permanganates, chromates, etc. The only known oxidation takes place only at high temperatures by thermal decomposition. ▶ Likewise, the materials are only reduced under extreme conditions, requiring reducing agents such as elemental sodium. Avoid magnesium, aluminium and their alloys, brass and steel. <p>The most potentially reactive of this class, the perfluorinated tertiary amines and the quite analogous perfluorinated ethers, are similarly unreactive. Fluorinated tert-amines do not form salts or complexes with strong acids and are not attacked by most oxidizing or reducing agents</p> <p>For polytetrafluoroethylene (PTFE) and other related polyfluorinated polymers: Avoid storage with strong oxidising agents, tetrafluoroethylene, hexafluoroethylene, perfluoroisobutylene, carbonyl fluoride and hydrogen fluoride. None known</p>

7.3. Specific end use(s)

See section 1.2

SECTION 8 EXPOSURE CONTROLS / PERSONAL PROTECTION

8.1. Control parameters

DERIVED NO EFFECT LEVEL (DNEL)

Not Available

PREDICTED NO EFFECT LEVEL (PNEC)

Not Available

OCCUPATIONAL EXPOSURE LIMITS (OEL)

INGREDIENT DATA

Source	Ingredient	Material name	TWA	STEL	Peak	Notes
Not Available	Not Available	Not Available	Not Available	Not Available	Not Available	Not Available

EMERGENCY LIMITS

Ingredient	Material name	TEEL-1	TEEL-2	TEEL-3
polytetrafluoroethylene	Polytetrafluoroethylene	12 mg/m3	130 mg/m3	790 mg/m3

Ingredient	Original IDLH	Revised IDLH
polytetrafluoroethylene	Not Available	Not Available
water	Not Available	Not Available
trimethylnonyl ether ethoxylated	Not Available	Not Available

8.2. Exposure controls

8.2.1. Appropriate engineering controls

Engineering controls are used to remove a hazard or place a barrier between the worker and the hazard. Well-designed engineering controls can be highly effective in protecting workers and will typically be independent of worker interactions to provide this high level of protection.

The basic types of engineering controls are:

Process controls which involve changing the way a job activity or process is done to reduce the risk.

Enclosure and/or isolation of emission source which keeps a selected hazard "physically" away from the worker and ventilation that strategically "adds" and "removes" air in the work environment. Ventilation can remove or dilute an air contaminant if designed properly. The design of a ventilation system must match the particular process and chemical or contaminant in use.

Employers may need to use multiple types of controls to prevent employee overexposure.


General exhaust is adequate under normal operating conditions. If risk of overexposure exists, wear SAA approved respirator. Correct fit is essential to obtain adequate protection. Provide adequate ventilation in warehouse or closed storage areas. Air contaminants generated in the workplace possess varying "escape" velocities which, in turn, determine the "capture velocities" of fresh circulating air required to effectively remove the contaminant.

Type of Contaminant:	Air Speed:
solvent, vapours, degreasing etc., evaporating from tank (in still air)	0.25-0.5 m/s (50-100 f/min)
aerosols, fumes from pouring operations, intermittent container filling, low speed conveyer transfers, welding, spray drift, plating acid fumes, pickling (released at low velocity into zone of active generation)	0.5-1 m/s (100-200 f/min.)
direct spray, spray painting in shallow booths, drum filling, conveyer loading, crusher dusts, gas discharge (active generation into zone of rapid air motion)	1-2.5 m/s (200-500 f/min)
grinding, abrasive blasting, tumbling, high speed wheel generated dusts (released at high initial velocity into zone of very high rapid air motion).	2.5-10 m/s (500-2000 f/min.)

Within each range the appropriate value depends on:

Lower end of the range	Upper end of the range
1: Room air currents minimal or favourable to capture	1: Disturbing room air currents
2: Contaminants of low toxicity or of nuisance value only	2: Contaminants of high toxicity
3: Intermittent, low production.	3: High production, heavy use
4: Large hood or large air mass in motion	4: Small hood - local control only

Simple theory shows that air velocity falls rapidly with distance away from the opening of a simple extraction pipe. Velocity generally decreases with the square of distance from the extraction point (in simple cases). Therefore the air speed at the extraction point should be adjusted, accordingly, after reference to distance from the contaminating source. The air velocity at the extraction fan, for example, should be a minimum of 1-2 m/s (200-400 f/min.) for extraction of solvents generated in a tank 2 meters distant from the extraction point. Other mechanical considerations, producing

	<p>performance deficits within the extraction apparatus, make it essential that the theoretical air velocities are multiplied by factors of 10 or more when extraction systems are installed or used. For molten materials:</p> <p>Provide mechanical ventilation; in general such ventilation should be provided at compounding/ converting areas and at fabricating/ filling work stations where the material is heated. Local exhaust ventilation should be used over and in the vicinity of machinery involved in handling the molten material. Keep dry!!</p> <p>Processing temperatures may be well above boiling point of water, so wet or damp material may cause a serious steam explosion if used in unvented equipment.</p> <p>For polytetrafluoroethylene (PTFE) and other related polyfluorinated polymers: In processes such as extrusion moulding, engineering controls should be designed to draw thermal degeneration products from the workers breathing zone.</p> <p>NOTE: When hydrogen fluoride is first detected continue to run equipment with the heat source to the polymer turned off. Ventilate the area and remove non-essential personnel from the area. In case of a major decomposition event evacuate all personnel immediately</p>
8.2.2. Personal protection	
Eye and face protection	<ul style="list-style-type: none"> † Safety glasses with side shields. † Chemical goggles. † Contact lenses may pose a special hazard; soft contact lenses may absorb and concentrate irritants. A written policy document, describing the wearing of lenses or restrictions on use, should be created for each workplace or task. This should include a review of lens absorption and adsorption for the class of chemicals in use and an account of injury experience. Medical and first-aid personnel should be trained in their removal and suitable equipment should be readily available. In the event of chemical exposure, begin eye irrigation immediately and remove contact lens as soon as practicable. Lens should be removed at the first signs of eye redness or irritation - lens should be removed in a clean environment only after workers have washed hands thoroughly. [CDC NIOSH Current Intelligence Bulletin 59], [AS/NZS 1336 or national equivalent]
Skin protection	See Hand protection below
Hands/feet protection	<ul style="list-style-type: none"> † Wear chemical protective gloves, e.g. PVC. † Wear safety footwear or safety gumboots, e.g. Rubber <p>The selection of suitable gloves does not only depend on the material, but also on further marks of quality which vary from manufacturer to manufacturer. Where the chemical is a preparation of several substances, the resistance of the glove material can not be calculated in advance and has therefore to be checked prior to the application.</p> <p>The exact break through time for substances has to be obtained from the manufacturer of the protective gloves and has to be observed when making a final choice.</p> <p>Personal hygiene is a key element of effective hand care. Gloves must only be worn on clean hands. After using gloves, hands should be washed and dried thoroughly. Application of a non-perfumed moisturiser is recommended. Suitability and durability of glove type is dependent on usage. Important factors in the selection of gloves include:</p> <ul style="list-style-type: none"> · frequency and duration of contact, · chemical resistance of glove material, · glove thickness and · dexterity <p>Select gloves tested to a relevant standard (e.g. Europe EN 374, US F739, AS/NZS 2161.1 or national equivalent).</p> <ul style="list-style-type: none"> · When prolonged or frequently repeated contact may occur, a glove with a protection class of 5 or higher (breakthrough time greater than 240 minutes according to EN 374, AS/NZS 2161.10.1 or national equivalent) is recommended. · When only brief contact is expected, a glove with a protection class of 3 or higher (breakthrough time greater than 60 minutes according to EN 374, AS/NZS 2161.10.1 or national equivalent) is recommended. · Some glove polymer types are less affected by movement and this should be taken into account when considering gloves for long-term use. · Contaminated gloves should be replaced. <p>As defined in ASTM F-739-96 in any application, gloves are rated as:</p> <ul style="list-style-type: none"> · Excellent when breakthrough time > 480 min · Good when breakthrough time > 20 min · Fair when breakthrough time < 20 min · Poor when glove material degrades <p>For general applications, gloves with a thickness typically greater than 0.35 mm, are recommended.</p> <p>It should be emphasised that glove thickness is not necessarily a good predictor of glove resistance to a specific chemical, as the permeation efficiency of the glove will be dependent on the exact composition of the glove material. Therefore, glove selection should also be based on consideration of the task requirements and knowledge of breakthrough times.</p> <p>Glove thickness may also vary depending on the glove manufacturer, the glove type and the glove model. Therefore, the manufacturers' technical data should always be taken into account to ensure selection of the most appropriate glove for the task.</p> <p>Note: Depending on the activity being conducted, gloves of varying thickness may be required for specific tasks. For example:</p> <ul style="list-style-type: none"> · Thinner gloves (down to 0.1 mm or less) may be required where a high degree of manual dexterity is needed. However, these gloves are only likely to give short duration protection and would normally be just for

	<p>single use applications, then disposed of.</p> <ul style="list-style-type: none"> Thicker gloves (up to 3 mm or more) may be required where there is a mechanical (as well as a chemical) risk i.e. where there is abrasion or puncture potential <p>Gloves must only be worn on clean hands. After using gloves, hands should be washed and dried thoroughly. Application of a non-perfumed moisturiser is recommended.</p> <ul style="list-style-type: none"> When handling hot materials wear heat resistant, elbow length gloves. Rubber gloves are not recommended when handling hot objects, materials Protective gloves e.g. Leather gloves or gloves with Leather facing
Body protection	See Other protection below
Other protection	<ul style="list-style-type: none"> When handling hot or molten liquids, wear trousers or overalls outside of boots, to avoid spills entering boots. Usually handled as molten liquid which requires worker thermal protection and increases hazard of vapour exposure. CAUTION: Vapours may be irritating. Overalls. P.V.C. apron. Barrier cream. Skin cleansing cream. Eye wash unit.

Recommended material(s)

GLOVE SELECTION INDEX

Glove selection is based on a modified presentation of the:

"Forsberg Clothing Performance Index".

The effect(s) of the following substance(s) are taken into account in the computer-generated selection:

Aqueous dispersion PTFE

Material	CPI
BUTYL	A
NEOPRENE	A
FKM	A
NATURAL RUBBER	C
PVA	C

* CPI - Chemwatch Performance Index A:

Best Selection

B: Satisfactory; may degrade after 4 hours continuous immersion

C: Poor to Dangerous Choice for other than short term immersion

NOTE: As a series of factors will influence the actual performance of the glove, a final selection must be based on detailed observation. -

* Where the glove is to be used on a short term, casual or infrequent basis, factors such as "feel" or convenience (e.g. disposability), may dictate a choice of gloves which might otherwise be unsuitable following long-term or frequent use. A qualified practitioner should be consulted.

Respiratory protection

Particulate. (AS/NZS 1716 & 1715, EN 143:2000 & 149:001, ANSIZ88 or national equivalent)

Selection of the Class and Type of respirator will depend upon the level of breathing zone contaminant and the chemical nature of the contaminant.

Protection Factors (defined as the ratio of contaminant outside and inside the mask) may also be important.

Required minimum protection factor	Maximum gas/vapour concentration present in air p.p.m. (by volume)	Half-face Respirator	Full-Face Respirator
up to 10	1000	-AUS / Class 1 P2	-
up to 50	1000	-	-AUS / Class 1 P2
up to 50	5000	Airline *	-
up to 100	5000	-	-2 P2
up to 100	10000	-	-3 P2
100+			Airline **

* - Continuous Flow ** - Continuous-flow or positive pressure demand A(All classes) = Organic vapours, B AUS or B1 = Acid gasses, B2 = Acid gas or hydrogen cyanide(HCN), B3 = Acid gas or hydrogen cyanide(HCN), E = Sulfur dioxide(SO₂), G = Agricultural chemicals, K = Ammonia(NH₃), Hg = Mercury, NO = Oxides of nitrogen, MB = Methyl bromide, AX = Low boiling point organic compounds(below 65 degC)

- Cartridge respirators should never be used for emergency ingress or in areas of unknown vapour concentrations or oxygen content.
 - The wearer must be warned to leave the contaminated area immediately on detecting any odours through the respirator. The odour may indicate that the mask is not functioning properly, that the vapour concentration is too high, or that the mask is not properly fitted. Because of these limitations, only restricted use of cartridge respirators is considered appropriate.
 - Cartridge performance is affected by humidity. Cartridges should be changed after 2 hr of continuous use unless it is determined that the humidity is less than 75%, in which case, cartridges can be used for 4 hr. Used cartridges should be discarded daily, regardless of the length of time used
- For molten materials:

8.2.3. Environmental exposure controls

See section 12

Aqueous dispersion PTFE

9.1. Information on basic physical and chemical properties

Appearance	white col liquid		
Physical state	Liquid	Relative density (Water = 1)	1.2-1.6
Odour	Not Available	Partition coefficient n-octanol / water	Not Available
Odour threshold	Not Available	Auto-ignition temperature (°C)	Not Available
pH (as supplied)	Not Available	Decomposition temperature	Not Available
Melting point / freezing point (°C)	327-342	Viscosity (cSt)	10-100
Initial boiling point and boiling range (°C)	100	Molecular weight (g/mol)	Not Available
Flash point (°C)	Not Available	Taste	Not Available
Evaporation rate	Not Available	Explosive properties	Not Available
Flammability	Not Available	Oxidising properties	Not Available
Upper Explosive Limit (%)	Not Available	Surface Tension (dyn/cm or mN/m)	Not Available
Lower Explosive Limit (%)	Not Available	Volatile Component (%vol)	35-40
Vapour pressure (kPa)	Not Available	Gas group	Not Available
Solubility in water (g/L)	Immiscible	pH as a solution (1%)	Not Available
Vapour density (Air = 1)	Not Available	VOC g/L	Not Available

9.2. Other information

Not Available

SECTION 10 STABILITY AND REACTIVITY

10.1. Reactivity	See section 7.2
10.2. Chemical stability	<ul style="list-style-type: none"> ▶ Unstable in the presence of incompatible materials. ▶ Product is considered stable. ▶ Hazardous polymerisation will not occur.
10.3. Possibility of hazardous reactions	See section 7.2
10.4. Conditions to avoid	See section 7.2
10.5. Incompatible materials	See section 7.2
10.6. Hazardous decomposition products	See section 5.3

SECTION 11 TOXICOLOGICAL INFORMATION

11.1. Information on toxicological effects

Inhaled	<p>The material is not thought to produce either adverse health effects or irritation of the respiratory tract following inhalation (as classified by EC Directives using animal models). Nevertheless, adverse systemic effects have been produced following exposure of animals by at least one other route and good hygiene practice requires that exposure be kept to a minimum and that suitable control measures be used in an occupational setting.</p> <p>At temperatures of over 400 deg. C the polymer begins to decompose with the reaction becoming faster as temperature rises.</p> <p>Fumes from burning materials containing PTFE irritate the upper airway and may be harmful if exposure is prolonged. Overheated or burnt PTFE releases hydrogen fluoride (a highly irritating and corrosive gas) and small amounts of carbonyl fluoride (highly toxic).</p> <p>Processing for an overly long time or processing at overly high temperatures may cause generation and release of highly irritating vapours, which irritate eyes, nose, throat, causing red itching eyes, coughing, sore throat. Not normally a hazard due to non-volatile nature of product</p>
---------	---




Ingestion	<p>Accidental ingestion of the material may be damaging to the health of the individual.</p> <p>High molecular weight material; on single acute exposure would be expected to pass through gastrointestinal tract with little change / absorption. Occasionally accumulation of the solid material within the alimentary tract may result in formation of a bezoar (concretion), producing discomfort.</p>
Skin Contact	<p>This material can cause inflammation of the skin on contact in some persons.</p> <p>The material may accentuate any pre-existing dermatitis condition</p> <p>Skin contact is not thought to have harmful health effects (as classified under EC Directives); the material may still produce health damage following entry through wounds, lesions or abrasions.</p> <p>Non-ionic surfactants cause less irritation than other surfactants as they have less ability to denature protein in the skin. Open cuts, abraded or irritated skin should not be exposed to this material</p> <p>Entry into the blood-stream, through, for example, cuts, abrasions or lesions, may produce systemic injury with harmful effects. Examine the skin prior to the use of the material and ensure that any external damage is suitably protected.</p>
Eye	<p>If applied to the eyes, this material causes severe eye damage. Non-ionic surfactants can cause numbing of the cornea, which masks discomfort normally caused by other agents and leads to corneal injury. Irritation varies depending on the duration of contact, the nature and concentration of the surfactant.</p>
Chronic	<p>Long-term exposure to the product is not thought to produce chronic effects adverse to the health (as classified by EC Directives using animal models); nevertheless exposure by all routes should be minimised as a matter of course.</p> <p>Poly (tetrafluoroethylene) is used in the treatment for a number of urological disorders. Exposure of some experimental animals by local injection showed persistent chronic inflammatory reaction on histology of the sites taken. Repeated administration of 25% PFA (a derivative of PTFE) produced liver and testicular changes but subsequent studies did not reproduce these effects.</p> <p>This material contains a substantial amount of polymer considered to be of low concern. These are classified under having MWs of between 1000 to 10000 with less than 25% of molecules with MWs under 1000 and less than 10% under 500; or having a molecular weight average of over 10000.</p> <p>There has been some concern that this material can cause cancer or mutations but there is not enough data to make an assessment.</p>

Aqueous dispersion PTFE	TOXICITY	IRRITATION
	Not Available	Not Available
polytetrafluoroethylene	TOXICITY	IRRITATION
	Oral (rat) LD50: 1250 mg/kg ^[2]	Not Available
water	TOXICITY	IRRITATION
	Not Available	Not Available
trimethylnonyl ether ethoxylated	TOXICITY	IRRITATION
	Dermal (rabbit) LD50: 4780 mg/kg ^[2]	Eye (rabbit): 100 mg-SEVERE
	Oral (rat) LD50: 5650 mg/kg ^[2]	Eye (rabbit): 5 mg - SEVERE
		Skin (rabbit): 500 (open) - mild

Legend: 1. Value obtained from Europe ECHA Registered Substances - Acute toxicity 2.* Value obtained from manufacturer's SDS. Unless otherwise specified data extracted from RTECS - Register of Toxic Effect of chemical Substances

POLYTETRAFLUOROETHYLENE	<p>Perfluorinated compounds are potent peroxisome proliferators.</p> <p>The material may produce peroxisome proliferation. Peroxisomes are single, membrane limited organelles in the cytoplasm that are found in the cells of animals, plants, fungi, and protozoa. The substance is classified by IARC as Group 3:</p> <p>NOT classifiable as to its carcinogenicity to humans.</p> <p>Evidence of carcinogenicity may be inadequate or limited in animal testing.</p>
WATER	No significant acute toxicological data identified in literature search.
TRIMETHYLNONYL ETHER ETHOXYLATED	Both laboratory and animal testing has shown that there is no evidence for alcohol ethoxylates (AEs) causing genetic damage, mutations or cancer. No adverse reproductive or developmental effects were observed. RTECS No.: WZ 6210000

Acute Toxicity	☒	Carcinogenicity	☒
Skin Irritation/Corrosion	☑	Reproductivity	☒
Serious Eye Damage/Irritation	☑	STOT - Single Exposure	☒
Respiratory or Skin sensitisation	☒	STOT - Repeated Exposure	☒
Mutagenicity	☒	Aspiration Hazard	☒

Legend:  - Data available but does not fill the criteria for classification
 - Data available to make classification
 - Data Not Available to make classification

SECTION 12 ECOLOGICAL INFORMATION

12.1. Toxicity

	ENDPOINT	TEST DURATION (HR)	SPECIES	VALUE	SOURCE
Aqueous dispersion PTFE	Not Available	Not Available	Not Available	Not Available	Not Available
polytetrafluoroethylene	Not Available	Not Available	Not Available	Not Available	Not Available
water	Not Available	Not Available	Not Available	Not Available	Not Available
trimethylnonyl ether ethoxylated	Not Available	Not Available	Not Available	Not Available	Not Available

Legend: Extracted from 1. IUCLID Toxicity Data 2. Europe ECHA Registered Substances - Ecotoxicological Information - Aquatic Toxicity 3. EPIWIN Suite V3.12 (QSAR) - Aquatic Toxicity Data (Estimated) 4. US EPA, Ecotox database - Aquatic Toxicity Data 5. ECETOC Aquatic Hazard Assessment Data 6. NITE (Japan) - Bioconcentration Data 7. METI (Japan) - Bioconcentration Data 8. Vendor Data

For polytetrafluoroethylene (PTFE) and other related polyfluorinated polymers:

Ecotoxicity is expected to be low based on the near zero water solubility of the polymer. Material is considered inert and is not expected to be biodegradable or toxic.

For Surfactants: Kow cannot be easily determined due to hydrophilic/hydrophobic properties of the molecules in surfactants. BCF value: 1-350.

Aquatic Fate: Surfactants tend to accumulate at the interface of the air with water and are not extracted into one or the other liquid phases.

Terrestrial Fate: Anionic surfactants are not appreciably sorbed by inorganic solids. Cationic surfactants are strongly sorbed by solids, particularly clays. Significant sorption of anionic and non-ionic surfactants has been observed in activated sludge and organic river sediments. Surfactants have been shown to improve water infiltration into soils with moderate to severe hydrophobic or water-repellent properties.

Ecotoxicity: Some surfactants are known to be toxic to animals, ecosystems and humans, and can increase the diffusion of other environmental contaminants. The acute aquatic toxicity generally is considered to be related to the effects of the surfactant properties on the organism and not to direct chemical toxicity. Surfactants should be considered to be toxic to aquatic species under conditions that allow contact of the chemicals with the organisms. Surfactants are expected to transfer slowly from water into the flesh of fish. During this process, readily biodegradable surfactants are expected to be metabolized rapidly during the process of bioaccumulation. Surfactants are not to be considered to show bioaccumulation potential if they are readily biodegradable.

Do not discharge into sewer or waterways.

12.2. Persistence and degradability

Ingredient	Persistence: Water/Soil	Persistence: Air
polytetrafluoroethylene	HIGH	HIGH
water	LOW	LOW

12.3. Bioaccumulative potential

Ingredient	Bioaccumulation
polytetrafluoroethylene	LOW (LogKOW = 1.2142)
water	LOW (LogKOW = -1.38)

12.4. Mobility in soil

Ingredient	Mobility
polytetrafluoroethylene	LOW (KOC = 106.8)
water	LOW (KOC = 14.3)

12.5. Results of PBT and vPvB assessment

	P	B	T

Aqueous dispersion PTFE

Relevant available data	Not Applicable	Not Applicable	Not Applicable
PBT Criteria fulfilled?	Not Applicable	Not Applicable	Not Applicable

12.6. Other adverse effects

No data available

SECTION 13 DISPOSAL CONSIDERATIONS

13.1. Waste treatment methods

Product / Packaging disposal	<p>Legislation addressing waste disposal requirements may differ by country, state and/or territory. Each user must refer to laws operating in their area. In some areas, certain wastes must be tracked. A Hierarchy of Controls seems to be common - the user should investigate:</p> <ul style="list-style-type: none"> ▶ Reduction ▶ Reuse ▶ Recycling ▶ Disposal (if all else fails) <p>This material may be recycled if unused, or if it has not been contaminated so as to make it unsuitable for its intended use. If it has been contaminated, it may be possible to reclaim the product by filtration, distillation or some other means. Shelf life considerations should also be applied in making decisions of this type. Note that properties of a material may change in use, and recycling or reuse may not always be appropriate.</p> <ul style="list-style-type: none"> ▶ Do not allow wash water from cleaning or process equipment to enter drains. ▶ It may be necessary to collect all wash water for treatment before disposal. ▶ In all cases disposal to sewer may be subject to local laws and regulations and these should be considered first. ▶ Where in doubt contact the responsible authority. ▶ Recycle wherever possible. ▶ Consult manufacturer for recycling options or consult local or regional waste management authority for disposal if no suitable treatment or disposal facility can be identified. ▶ Dispose of by: burial in a land-fill specifically licensed to accept chemical and / or pharmaceutical wastes or incineration in a licensed apparatus (after admixture with suitable combustible material). ▶ Decontaminate empty containers. Observe all label safeguards until containers are cleaned and destroyed.
Waste treatment options	Not Available
Sewage disposal options	Not Available

SECTION 14 TRANSPORT INFORMATION

Labels Required

Marine Pollutant	NO
HAZCHEM	Not Applicable

Land transport (ADR): NOT REGULATED FOR TRANSPORT OF DANGEROUS GOODS

14.1. UN number	Not Applicable										
14.2. UN proper shipping name	Not Applicable										
14.3. Transport hazard class(es)	<table border="1"> <tr> <td>Class</td> <td>Not Applicable</td> </tr> <tr> <td>Subrisk</td> <td>Not Applicable</td> </tr> </table>	Class	Not Applicable	Subrisk	Not Applicable						
Class	Not Applicable										
Subrisk	Not Applicable										
14.4. Packing group	Not Applicable										
14.5. Environmental hazard	Not Applicable										
14.6. Special precautions for user	<table border="1"> <tr> <td>Hazard identification (Kemler)</td> <td>Not Applicable</td> </tr> <tr> <td>Classification code</td> <td>Not Applicable</td> </tr> <tr> <td>Hazard Label</td> <td>Not Applicable</td> </tr> <tr> <td>Special provisions</td> <td>Not Applicable</td> </tr> <tr> <td>Limited quantity</td> <td>Not Applicable</td> </tr> </table>	Hazard identification (Kemler)	Not Applicable	Classification code	Not Applicable	Hazard Label	Not Applicable	Special provisions	Not Applicable	Limited quantity	Not Applicable
Hazard identification (Kemler)	Not Applicable										
Classification code	Not Applicable										
Hazard Label	Not Applicable										
Special provisions	Not Applicable										
Limited quantity	Not Applicable										

Air transport (ICAO-IATA / DGR): NOT REGULATED FOR TRANSPORT OF DANGEROUS GOODS

14.1. UN number	Not Applicable
-----------------	----------------

14.2. UN proper shipping name	Not Applicable	
14.3. Transport hazard class(es)	ICAO/IATA Class	Not Applicable
	ICAO / IATA Subrisk	Not Applicable
	ERG Code	Not Applicable
14.4. Packing group	Not Applicable	
14.5. Environmental hazard	Not Applicable	
14.6. Special precautions for user	Special provisions	Not Applicable
	Cargo Only Packing Instructions	Not Applicable
	Cargo Only Maximum Qty / Pack	Not Applicable
	Passenger and Cargo Packing Instructions	Not Applicable
	Passenger and Cargo Maximum Qty / Pack	Not Applicable
	Passenger and Cargo Limited Quantity Packing Instructions	Not Applicable
	Passenger and Cargo Limited Maximum Qty / Pack	Not Applicable

Sea transport (IMDG-Code / GGVSee): NOT REGULATED FOR TRANSPORT OF DANGEROUS GOODS

14.1. UN number	Not Applicable	
14.2. UN proper shipping name	Not Applicable	
14.3. Transport hazard class(es)	IMDG Class	Not Applicable
	IMDG Subrisk	Not Applicable
14.4. Packing group	Not Applicable	
14.5. Environmental hazard	Not Applicable	
14.6. Special precautions for user	EMS Number	Not Applicable
	Special provisions	Not Applicable
	Limited Quantities	Not Applicable

Inland waterways transport (ADN): NOT REGULATED FOR TRANSPORT OF DANGEROUS GOODS

14.1. UN number	Not Applicable	
14.2. UN proper shipping name	Not Applicable	
14.3. Transport hazard class(es)	Not Applicable	Not Applicable
14.4. Packing group	Not Applicable	
14.5. Environmental hazard	Not Applicable	
14.6. Special precautions for user	Classification code	Not Applicable
	Special provisions	Not Applicable
	Limited quantity	Not Applicable
	Equipment required	Not Applicable
	Fire cones number	Not Applicable

14.7. Transport in bulk according to Annex II of MARPOL and the IBC code

Not Applicable

SECTION 15 REGULATORY INFORMATION

15.1. Safety, health and environmental regulations / legislation specific for the substance or mixture

POLYTETRAFLUOROETHYLENE (9002-84-0) IS FOUND ON THE FOLLOWING REGULATORY LISTS

European Customs Inventory of Chemical Substances ECICS (English)

International Agency for Research on Cancer (IARC) - Agents Classified by the IARC Monographs

WATER (7732-18-5) IS FOUND ON THE FOLLOWING REGULATORY LISTS

EU REACH Regulation (EC) No 1907/2006 - Annex IV - Exemptions from the Obligation to Register in Accordance with Article 2(7)(a) (English)

European Union - European Inventory of Existing Commercial Chemical Substances (EINECS) (English)

European Customs Inventory of Chemical Substances ECICS (English)

TRIMETHYLNONYL ETHER ETHOXYLATED (60828-78-6) IS FOUND ON THE FOLLOWING REGULATORY LISTS

Not Applicable

This safety data sheet is in compliance with the following EU legislation and its adaptations - as far as applicable - : Directives 98/24/EC, - 92/85/EEC, - 94/33/EC, - 2008/98/EC, - 2010/75/EU; Commission Regulation (EU) 2015/830; Regulation (EC) No 1272/2008 as updated through ATPs.

15.2. Chemical safety assessment

No Chemical Safety Assessment has been carried out for this substance/mixture by the supplier.

ECHA SUMMARY

Ingredient	CAS number	Index No	ECHA Dossier
polytetrafluoroethylene	9002-84-0	Not Available	Not Available

Harmonisation (C&L Inventory)	Hazard Class and Category Code(s)	Pictograms Signal Word Code(s)	Hazard Statement Code(s)
1	Not Classified	Not Available	Not Available
2	Eye Irrit. 2; Skin Irrit. 2; STOT SE 3	GHS07; Wng	H319; H315; H335; H332

Harmonisation Code 1 = The most prevalent classification. Harmonisation Code 2 = The most severe classification.

Ingredient	CAS number	Index No	ECHA Dossier
water	7732-18-5	Not Available	Not Available

Harmonisation (C&L Inventory)	Hazard Class and Category Code(s)	Pictograms Signal Word Code(s)	Hazard Statement Code(s)
1	Not Classified	Not Available	Not Available
2	Flam. Liq. 3; Acute Tox. 3; Skin Corr. 1A; Acute Tox. 2	GHS05; Dgr; GHS02; GHS06	H318; H226; H314; H301; H411

Harmonisation Code 1 = The most prevalent classification. Harmonisation Code 2 = The most severe classification.

Ingredient	CAS number	Index No	ECHA Dossier
trimethylnonyl ether ethoxylated	60828-78-6	Not Available	Not Available

Harmonisation (C&L Inventory)	Hazard Class and Category Code(s)	Pictograms Signal Word Code(s)	Hazard Statement Code(s)
1	Eye Dam. 1	GHS05; Dgr	H318
2	Eye Dam. 1; Eye Irrit. 2; Aquatic Chronic 3; Skin Irrit. 2; Aquatic Chronic 2	GHS05; Dgr; GHS09	H318; H315; H411

Harmonisation Code 1 = The most prevalent classification. Harmonisation Code 2 = The most severe classification.

National Inventory Status

National Inventory	Status
Australia - AICS	Y
Canada - DSL	Y
Canada - NDSL	N (polytetrafluoroethylene; trimethylnonyl ether ethoxylated; water)
China - IECSC	Y
Europe - EINEC / ELINCS / NLP	N (polytetrafluoroethylene; trimethylnonyl ether ethoxylated)
Japan - ENCS	N (trimethylnonyl ether ethoxylated)
Korea - KECI	Y

New Zealand - NZIoC	Y
Philippines - PICCS	Y
USA - TSCA	Y
Legend:	Y = All ingredients are on the inventory N = Not determined or one or more ingredients are not on the inventory and are not exempt from listing(see specific ingredients in brackets)

SECTION 16 OTHER INFORMATION

Revision Date	15/11/2018
Initial Date	15/11/2018

Full text Risk and Hazard codes

H226	Flammable liquid and vapour.
H301	Toxic if swallowed.
H302	Harmful if swallowed.
H314	Causes severe skin burns and eye damage.
H319	Causes serious eye irritation.
H332	Harmful if inhaled.
H335	May cause respiratory irritation.
H411	Toxic to aquatic life with long lasting effects.
H413	May cause long lasting harmful effects to aquatic life.

Other information

Classification of the preparation and its individual components has drawn on official and authoritative sources as well as independent review by the Chemwatch Classification committee using available literature references.

The SDS is a Hazard Communication tool and should be used to assist in the Risk Assessment. Many factors determine whether the reported Hazards are Risks in the workplace or other settings. Risks may be determined by reference to Exposures Scenarios. Scale of use, frequency of use and current or available engineering controls must be considered.

For detailed advice on Personal Protective Equipment, refer to the following EU CEN Standards:

- EN 166 Personal eye-protection
- EN 340 Protective clothing
- EN 374 Protective gloves against chemicals and micro-organisms
- EN 13832 Footwear protecting against chemicals
- EN 133 Respiratory protective devices

Definitions and abbreviations

- PC—TWA: Permissible Concentration-Time Weighted Average
- PC—STEL: Permissible Concentration-Short Term Exposure Limit
- IARC: International Agency for Research on Cancer
- ACGIH: American Conference of Governmental Industrial Hygienists
- STEL: Short Term Exposure Limit
- TEEL: Temporary Emergency Exposure Limit.
- IDLH: Immediately Dangerous to Life or Health Concentrations
- OSF: Odour Safety Factor
- NOAEL :No Observed Adverse Effect Level
- LOAEL: Lowest Observed Adverse Effect Level
- TLV: Threshold Limit Value
- LOD: Limit Of Detection
- OTV: Odour Threshold Value
- BCF: BioConcentration Factors
- BEI: Biological Exposure Index

Powered by AuthorITe, from Chemwatch.